

MONTHLY REPORT OF DISBURSEMENTS
For the month of July, 2014

Department : Other Executive Offices
 Agency : Housing and Urban Development Coordinating Council
 Operating Unit :
 Organization Code (UACS) : 28 012 00 00000
 Funding Source Code (as clustered): 101
 (e.g. Old Fund Code: 101,102, 151)

| PARTICULARS | CURRENT YEAR BUDGET | | | | | PRIOR YEAR'S BUDGET | | | | | | | | | | SUB-TOTAL | TRUST LIABILITIES | | | | GRAND TOTAL | | | | | Remarks | | |
|--|---------------------|---------------------|----------|----|---------------------|-------------------------------|------|----------|----|---------------|---------------------------------|------|----------|----|------------------|------------|-------------------|------|----|-------|---------------|--------------|--------------|----|-------|------------------|---|--|
| | PS | MOOE | Fin. Exp | CO | TOTAL | PRIOR YEAR'S ACCOUNTS PAYABLE | | | | | CURRENT YEAR'S ACCOUNTS PAYABLE | | | | | | PS | MOOE | CO | TOTAL | PS | MOOE | Fin. Exp | CO | TOTAL | | | |
| | | | | | | PS | MOOE | Fin. Exp | CO | Sub Total | PS | MOOE | Fin. Exp | CO | Sub Total | | | | | | | | | | | | | |
| 1 | 2 | 3 | 4 | 5 | 6=(2+3+4+5) | 7 | 8 | 9 | 10 | 11=(7+8+9+10) | 12 | 13 | 14 | 15 | 16=(12+13+14+15) | 17=(11+16) | 18=(8+17) | 19 | 20 | 21 | 22=(19+20+21) | 23 | 24 | 25 | 26 | 27=(23+24+25+26) | 28 | |
| Notice of Cash Allocation (NCA) MDS Checks Issued | 2,884,806.99 | 3,516,477.13 | | | 6,401,283.12 | | | | | | | | | | | | | | | | | 2,884,806.99 | 3,516,477.13 | | | 6,401,283.12 | e.g. Reasons for over or under spending and the catch-up plan | |
| Advice to Debit Account | | | | | | | | | | | | | | | | | | | | | | | | | | | | |
| Working Fund (NCA issued to BTR) | | | | | | | | | | | | | | | | | | | | | | | | | | | | |
| Tax Remittance Advices Issued (TRA) | 931,202.66 | 215,060.79 | | | 1,146,263.45 | | | | | | | | | | | | | | | | | 931,202.66 | 215,060.79 | | | 1,146,263.45 | | |
| Cash Disbursement Ceiling (CDC) | | | | | | | | | | | | | | | | | | | | | | | | | | | | |
| Non-Cash Availment Authority (NCAA) | | | | | | | | | | | | | | | | | | | | | | | | | | | | |
| Others (CDT, BTR Docs Stamp, etc.) | | | | | | | | | | | | | | | | | | | | | | | | | | | | |
| TOTAL | 3,816,008.65 | 3,731,537.92 | | | 7,547,546.57 | | | | | | | | | | | | | | | | | | | | | | | |

SUMMARY:

| | <u>Previous Report (June)</u> | <u>This month (July)</u> | <u>As of Date</u> | | <u>Previous Report (June)</u> | <u>This month (July)</u> | <u>As of Date</u> |
|--|-------------------------------|--------------------------|-------------------|------------------------------|-------------------------------|--------------------------|-------------------|
| Total Disbursement Authorities Received | | | | Total Disbursements Program | 57,426,872.84 | 9,557,263.45 | 66,984,136.29 |
| NCA | 54,889,000.00 | 8,411,000.00 | 63,080,000.00 | Less: * Actual Disbursements | 48,052,063.38 | 7,547,546.57 | 55,599,609.95 |
| Working Fund | | | - | (Over)/Under spending | 9,374,776.46 | 2,009,716.88 | 11,384,496.34 |
| TRA | 2,757,872.84 | 1,146,263.45 | 3,904,136.29 | | | | |
| CDC | | | - | | | | |
| NCAA | | | - | | | | |
| Others (CDT, BTR Docs Stamp, etc.) | | | - | | | | |
| Less: Notice of Transfer Allocations (NTA)* Issued | | | - | | | | |
| Total Disbursements Authorities Available | 57,426,872.84 | 9,557,263.45 | 66,984,136.29 | | | | |
| Less: Lapsed NCA Disbursements * | 9,374,779.46 | | 9,374,779.46 | | | | |
| Balance of Disbursements Authorities as of to date | 48,052,093.38 | 7,547,546.57 | 55,599,639.95 | | | | |
| | | 2,009,716.88 | 2,009,716.88 | | | | |

Notes: The use of NTA is discouraged
 * Amounts should tally

Certified Correct:
 (signed)
Cristine Joy A. Soria
 Accountant III
 Date:

Approved By:
 (signed)
Jeanette E. Cruz
 Director II - AFKMG
 Date:

MONTHLY REPORT OF DISBURSEMENTS
For the month of August, 2014

Department : Other Executive Offices
 Agency : Housing and Urban Development Coordinating Council
 Operating Unit :
 Organization Code (UACS) : 26 012 00 00000
 Funding Source Code (as clustered): 101
 (e.g. Old Fund Code: 101,102, 151)

| PARTICULARS | CURRENT YEAR BUDGET | | | | | PRIOR YEAR'S BUDGET | | | | | | | | | | SUB-TOTAL | TRUST LIABILITIES | | | | GRAND TOTAL | | | | | Remarks | | |
|--|---------------------|---------------------|----------|------------------|---------------------|-------------------------------|------|----------|----|---------------|---------------------------------|------|----------|----|------------------|------------|-------------------|----|------|----|---------------|--------------|--------------|----------|----|------------------|--------------|---|
| | PS | MOOE | Fin. Exp | CO | TOTAL | PRIOR YEAR'S ACCOUNTS PAYABLE | | | | | CURRENT YEAR'S ACCOUNTS PAYABLE | | | | | | TOTAL | PS | MOOE | CO | TOTAL | PS | MOOE | Fin. Exp | CO | | TOTAL | |
| | | | | | | PS | MOOE | Fin. Exp | CO | Sub-Total | PS | MOOE | Fin. Exp | CO | Sub-Total | | | | | | | | | | | | | |
| 1 | 2 | 3 | 4 | 5 | 6=(2+3+4+5) | 7 | 8 | 9 | 10 | 11=(7+8+9+10) | 12 | 13 | 14 | 15 | 16=(12+13+14+15) | 17=(11+16) | 18=(8+17) | 19 | 20 | 21 | 22=(19+20+21) | 23 | 24 | 25 | 26 | 27=(23+24+25+26) | 28 | |
| Notice of Cash Allocation (NCA) MDS Checks Issued | 2,407,467.46 | 2,384,521.05 | - | 15,338.26 | 4,807,326.77 | | | | | | | | | | | | | | | | | 2,407,467.46 | 2,384,521.05 | | | | 4,791,988.51 | e.g. Reasons for over or under spending and the catch-up plan |
| Advice to Debit Account | | | | | | | | | | | | | | | | | | | | | | | | | | | | |
| Working Fund (NCA issued to BTr) | | | | | | | | | | | | | | | | | | | | | | | | | | | | |
| Tax Remittance Advices Issued (TRA) | 466,501.19 | 114,259.67 | | | 580,760.86 | | | | | | | | | | | | | | | | | 466,501.19 | 114,259.67 | | | | 580,760.86 | |
| Cash Disbursement Ceiling (CDC) | | | | | | | | | | | | | | | | | | | | | | | | | | | | |
| Non-Cash Availment Authority (NCAA) | | | | | | | | | | | | | | | | | | | | | | | | | | | | |
| Others (CDT, BTr Docs Stamp, etc.) | | | | | | | | | | | | | | | | | | | | | | | | | | | | |
| TOTAL | 2,873,968.65 | 2,498,780.72 | - | 15,338.26 | 5,388,087.63 | | | | | | | | | | | | | | | | | | | | | | | |

SUMMARY:

| | <u>Previous Report (July)</u> | <u>This month (August)</u> | <u>As of Date</u> | | <u>Previous Report (July)</u> | <u>This month (August)</u> | <u>As of Date</u> |
|---|-------------------------------|----------------------------|----------------------|------------------------------|-------------------------------|----------------------------|-------------------|
| Total Disbursement Authorities Received | | | | Total Disbursements Program | 66,984,136.29 | 8,991,760.86 | 75,975,897.15 |
| NCA | 83,080,000.00 | 8,411,000.00 | 71,491,000.00 | Less: * Actual Disbursements | 54,974,419.41 | 5,388,087.63 | 70,362,507.04 |
| Working Fund | - | - | - | (Over)/Under spending | 2,009,716.88 | 3,603,673.23 | 5,613,390.11 |
| TRA | 3,904,136.29 | 580,760.86 | 4,484,897.15 | | | | 0.00 |
| CDC | - | - | - | | | | |
| NCAA | - | - | - | | | | |
| Others (CDT, BTr Docs Stamp, etc.) | - | - | - | | | | |
| Less: Notice of Transfer Allocations (NTA)* issued | | | | | | | |
| Total Disbursements Authorities Available | 66,984,136.29 | 8,991,760.86 | 75,975,897.15 | | | | |
| Less: Lapsed NCA | 9,374,779.46 | - | 9,374,779.46 | | | | |
| Disbursements * | 55,599,839.95 | 5,388,087.63 | 60,987,927.58 | | | | |
| Balance of Disbursements Authorities as of to date | 2,009,716.88 | 3,603,673.23 | 5,613,390.11 | | | | |

Notes: The use of NTA is discouraged
 * Amounts should tally

Certified Correct:
 (signed)
Cristine Joy A. Sorla
 Accountant III

Approved By:
 (signed)
Jeanette E. Cruz
 Director II - AFKMG

MONTHLY REPORT OF DISBURSEMENTS
For the month of October, 2014

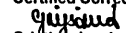
Department : Other Executive Offices
 Agency : Housing and Urban Development Coordinating Council
 Operating Unit :
 Organization Code (UACS) : 26 013 00 00000
 Funding Source Code (as clustered): 101
 (e.g. Old Fund Code: 101,102, 151)

| PARTICULARS | CURRENT YEAR BUDGET | | | | | PRIOR YEAR'S BUDGET | | | | | | | | | | | | SUB-TOTAL | TRUST LIABILITIES | | | | GRAND TOTAL | | | | | Remarks |
|---|---------------------|--------------|----------|----|--------------|-------------------------------|------|----------|----|---------------|---------------------------------|------|----------|----|------------------|------------|-----------|-----------|-------------------|-------|---------------|--------------|--------------|----|-------|------------------|---|---------|
| | PS | MOOE | Fin. Exp | CO | TOTAL | PRIOR YEAR'S ACCOUNTS PAYABLE | | | | | CURRENT YEAR'S ACCOUNTS PAYABLE | | | | | PS | MOOE | | CO | TOTAL | PS | MOOE | Fin. Exp | CO | TOTAL | | | |
| | | | | | | PS | MOOE | Fin. Exp | CO | Sub-Total | PS | MOOE | Fin. Exp | CO | Sub-Total | | | | | | | | | | | TOTAL | | |
| 1 | 2 | 3 | 4 | 5 | 6=(2+3+4+5) | 7 | 8 | 9 | 10 | 11=(7+8+9+10) | 12 | 13 | 14 | 15 | 16=(12+13+14+15) | 17=(11+16) | 18=(6+17) | 19 | 20 | 21 | 22=(19+20+21) | 23 | 24 | 25 | 26 | 27=(23+24+25+26) | 28 | |
| Notice of Cash Allocation (NCA) MDS Checks Issued Advice to Debit Account Working Fund (NCA issued to BTR) Tax Remittance Advices Issued (TRA) Cash Disbursement Celling (CDC) Non-Cash Availment Authority (NCAA) Others (CDT, BTR Docs Stamp, etc.) TOTAL | 2,010,783.43 | 2,771,763.97 | - | - | 4,782,547.40 | | | | | | | | | | | | | | | | | 2,010,783.43 | 2,771,763.97 | | | 4,782,547.40 | e.g. Reasons for over or under spending and the catch-up plan | |
| | 571,596.67 | 120,306.98 | | | 691,903.65 | | | | | | | | | | | | | | | | | 571,596.67 | 120,306.98 | | | 691,903.65 | | |
| | 2,582,380.10 | 2,892,070.95 | - | - | 5,474,451.05 | | | | | | | | | | | | | | | | | | | | | | | |

SUMMARY:

| | Previous Report (September) | This month (October) | As of Date | | Previous Report (September) | This month (October) | As of Date |
|--|-----------------------------|----------------------|---------------|--|-----------------------------|----------------------|---------------|
| Total Disbursement Authorities Received | | | | Total Disbursements Program | 87,482,645.73 | 9,102,903.65 | 96,585,549.38 |
| NCA | 82,402,000.00 | 8,411,000.00 | 90,813,000.00 | Less: * Actual Disbursements (Over)/Under spending | 87,482,645.73 | 5,474,451.05 | 92,957,096.78 |
| Working Fund | - | - | - | | - | 3,628,452.60 | 3,628,452.60 |
| TRA | 5,080,645.73 | 691,903.65 | 5,772,549.38 | | | | |
| CDC | - | - | - | | | | |
| NCAA | - | - | - | | | | |
| Others (CDT, BTR Docs Stamp, etc.) | - | - | - | | | | |
| Less: Notice of Transfer Allocations (NTA)* Issued | - | - | - | | | | |
| Total Disbursements Authorities Available | 87,482,645.73 | 9,102,903.65 | 96,585,549.38 | | | | |
| Less: Lapsed NCA Disbursements * | 15,719,290.54 | - | 15,719,290.54 | | | | |
| Balance of Disbursements Authorities as of to date | 71,763,355.19 | 5,474,451.05 | 77,237,806.24 | | | | |
| | - | 3,628,452.60 | 3,628,452.60 | | | | |

Notes: The use of NTA is discouraged
 * Amounts should tally

Certified Correct:

 Joy A. Sorla
 Accountant III

Approved By:

 Jeanette E. Cruz
 Director II - AFKMG

MONTHLY REPORT OF DISBURSEMENTS
For the month of November, 2014

Department : Other Executive Offices
 Agency : Housing and Urban Development Coordinating Council
 Operating Unit :
 Organization Code (UACS) : 26 013 00 00000
 Funding Source Code (as clustered): 101
 (e.g. Old Fund Code: 101,102, 151)

| PARTICULARS | CURRENT YEAR BUDGET | | | | | PRIOR YEAR'S BUDGET | | | | | | | | | | | | SUB-TOTAL | TRUST LIABILITIES | | | | GRAND TOTAL | | | | | Remarks |
|---|---------------------|--------------|----------|-----------|--------------|-------------------------------|------|----------|----|---------------|---------------------------------|------|----------|----|------------------|------------|-----------|-----------|-------------------|----|---------------|--------------|--------------|----------|----|------------------|--------------|---|
| | PS | MOOE | Fin. Exp | CO | TOTAL | PRIOR YEAR'S ACCOUNTS PAYABLE | | | | | CURRENT YEAR'S ACCOUNTS PAYABLE | | | | | TOTAL | PS | | MOOE | CO | TOTAL | PS | MOOE | Fin. Exp | CO | TOTAL | | |
| | | | | | | PS | MOOE | Fin. Exp | CO | Sub-Total | PS | MOOE | Fin. Exp | CO | Sub-Total | | | | | | | | | | | | PS | |
| 1 | 2 | 3 | 4 | 5 | 6=(2+3+4+5) | 7 | 8 | 9 | 10 | 11=(7+8+9+10) | 12 | 13 | 14 | 15 | 16=(12+13+14+15) | 17=(11+16) | 18=(6+17) | 19 | 20 | 21 | 22=(19+20+21) | 23 | 24 | 25 | 26 | 27=(23+24+25+26) | 28 | |
| Notice of Cash Allocation (NCA) MDS Checks Issued Advice to Debit Account Working Fund (NCA issued to BTR) Tax Remittance Advices Issued (TRA) Cash Disbursement Ceiling (CDC) Non-Cash Availment Authority (NCAA) Others (CDT, BTR Docs Stamp, etc.) TOTAL | 4,742,675.03 | 2,816,408.34 | - | 80,858.93 | 7,639,942.30 | | | | | | | | | | | | | | | | | 4,742,675.03 | 2,816,408.34 | | | | 7,559,083.37 | e.g. Reasons for over or under spending and the catch-up plan |
| | 498,546.56 | 80,984.64 | | 4,541.07 | 584,072.27 | | | | | | | | | | | | | | | | | 498,546.56 | 80,984.64 | | | | 579,531.20 | |
| | 5,241,221.59 | 2,897,392.98 | - | 85,400.00 | 8,224,014.57 | | | | | | | | | | | | | | | | | | | | | | | |

SUMMARY:

| | Previous Report (October) | This month (November) | As of Date | | Previous Report (October) | This month (November) | As of Date |
|--|---------------------------|-----------------------|----------------|------------------------------|---------------------------|-----------------------|----------------|
| Total Disbursement Authorities Received | | | | Total Disbursements Program | 96,585,549.38 | 12,376,072.27 | 108,961,621.65 |
| NCA | 90,813,000.00 | 11,792,000.00 | 102,605,000.00 | Less: * Actual Disbursements | 92,957,096.78 | 8,224,014.57 | 101,181,111.35 |
| Working Fund | | | | (Over)/Under spending | 3,628,452.60 | 4,152,057.70 | 7,780,510.30 |
| TRA | 5,772,549.38 | 584,072.27 | 6,356,621.65 | | | | |
| CDC | - | - | - | | | | |
| NCAA | - | - | - | | | | |
| Others (CDT, BTR Docs Stamp, etc.) | - | - | - | | | | |
| Less: Notice of Transfer Allocations (NTA)* issued | | | | | | | |
| Total Disbursements Authorities Available | 96,585,549.38 | 12,376,072.27 | 108,961,621.65 | | | | |
| Less: Lapsed NCA Disbursements * | 15,719,290.54 | 8,224,014.57 | 15,719,290.54 | | | | |
| Balance of Disbursements Authorities as of to date | 77,237,806.24 | 4,152,057.70 | 85,461,820.81 | | | | |
| | 3,628,452.60 | 4,152,057.70 | 7,780,510.30 | | | | |

Notes: The use of NTA is discouraged
* Amounts should tally

Certified Correct:
(Signature)
Cristina Joy A. Soria
Accountant III

Approved By:
(Signature)
Jeanette E. Cruz
Director II - AFKMGH

MONTHLY REPORT OF DISBURSEMENTS
For the month of December, 2014


Department : Other Executive Offices
 Agency : Housing and Urban Development Coordinating Council
 Operating Unit :
 Organization Code (UACS) : 26 013 00 00000
 Funding Source Code (as clustered): 101
 (e.g. Old Fund Code: 101,102, 151)


| PARTICULARS | CURRENT YEAR BUDGET | | | | | PRIOR YEAR'S BUDGET | | | | | | | | | | | SUB-TOTAL | TRUST LIABILITIES | | | | GRAND TOTAL | | | | | Remarks | |
|-------------------------------------|---------------------|----------------------|----------|-------------------|----------------------|-------------------------------|------|----------|----|---------------|---------------------------------|------|----------|----|------------------|------------|-----------|-------------------|------|----|---------------|--------------|---------------|----------|----|------------------|---|--|
| | PS | MOOE | Fin. Exp | CO | TOTAL | PRIOR YEAR'S ACCOUNTS PAYABLE | | | | | CURRENT YEAR'S ACCOUNTS PAYABLE | | | | | TOTAL | | PS | MOOE | CO | TOTAL | PS | MOOE | Fin. Exp | CO | TOTAL | | |
| | | | | | | PS | MOOE | Fin. Exp | CO | Sub-Total | PS | MOOE | Fin. Exp | CO | Sub-Total | | | | | | | | | | | | | |
| 1 | 2 | 3 | 4 | 5 | 6=(2+3+4+5) | 7 | 8 | 9 | 10 | 11=(7+8+9+10) | 12 | 13 | 14 | 15 | 16=(12+13+14+15) | 17=(11+16) | 18=(6+17) | 19 | 20 | 21 | 22=(19+20+21) | 23 | 24 | 25 | 26 | 27=(23+24+25+26) | 28 | |
| Notice of Cash Allocation (NCA) | | | | | | | | | | | | | | | | | | | | | | | | | | | | |
| MDS Checks Issued | 5,815,827.23 | 17,986,642.97 | | 352,960.59 | 24,155,430.79 | | | | | | | | | | | | | | | | | 5,815,827.23 | 17,986,642.97 | | | 23,802,470.20 | e.g. Reasons for over or under spending and the catch-up plan | |
| Advice to Debit Account | | | | | - | | | | | | | | | | | | | | | | | - | - | | | - | | |
| Working Fund (NCA Issued to BTr) | | | | | - | | | | | | | | | | | | | | | | | - | - | | | - | | |
| Tax Remittance Advices Issued (TRA) | 447,069.65 | 77,333.87 | | 19,814.41 | 544,217.93 | | | | | | | | | | | | | | | | | 447,069.65 | 77,333.87 | | | 524,403.52 | | |
| Cash Disbursement Ceiling (CDC) | | | | | - | | | | | | | | | | | | | | | | | - | - | | | - | | |
| Non-Cash Availment Authority (NCAA) | | | | | - | | | | | | | | | | | | | | | | | - | - | | | - | | |
| Others (CDT, BTr Docs Stamp, etc.) | | | | | - | | | | | | | | | | | | | | | | | - | - | | | - | | |
| TOTAL | 6,262,896.88 | 18,063,976.84 | - | 372,775.00 | 24,699,648.72 | | | | | | | | | | | | | | | | | | | | | | | |

SUMMARY:

| | Previous Report (November) | This month (December) | As of Date | | Previous Report (November) | This month (December) | As of Date |
|--|----------------------------|-----------------------|----------------|------------------------------|----------------------------|-----------------------|----------------|
| Total Disbursement Authorities Received | | | | Total Disbursements Program | 108,961,621.65 | 16,927,217.93 | 125,888,839.58 |
| NCA | 102,605,000.00 | 16,383,000.00 | 118,988,000.00 | Less: * Actual Disbursements | 101,181,111.35 | 24,699,648.72 | 125,880,760.07 |
| Working Fund | | | | (Over)/Under spending | 7,780,510.30 | (7,772,430.79) | 8,079.51 |
| TRA | 6,356,621.65 | 544,217.93 | 6,900,839.58 | | | | |
| CDC | - | - | - | | | | |
| NCAA | - | - | - | | | | |
| Others (CDT, BTr Docs Stamp, etc.) | - | - | - | | | | |
| Less: Notice of Transfer Allocations (NTA)* Issued | | | | | | | |
| Total Disbursements Authorities Available | 108,961,621.65 | 16,927,217.93 | 125,888,839.58 | | | | |
| Less: Lapsed NCA | 15,719,290.54 | - | 15,727,370.05 | | | | |
| Disbursements * | 85,461,820.81 | 24,699,648.72 | 110,161,469.53 | | | | |
| Balance of Disbursements Authorities as of to date | 7,780,510.30 | - | - | | | | |

Notes: The use of NTA is discouraged
* Amounts should tally

Certified Correct:

 Cris Joy A. Sorla
 Accountant III

Approved By:

 Jeanette E. Cruz
 Director II - AFKMG