

**SUMMARY OF APPROPRIATIONS, ALLOTMENTS, OBLIGATIONS, DISBURSEMENTS AND BALANCES BY OBJECT OF EXPENDITURES**  
As of the Quarter Ending 31 March 2015

Department : Other Executive Offices  
 Agency : HOUSING AND URBAN DEVELOPMENT COORDINATING COUNCIL  
 Organization Code (UACS) : 26 013 00 00000  
 Funding Source Code (as clustered) : 1 01 101  
 (e.g. Old Fund Code: 101,102, 151)

2015	Current Year Appropriations
	Supplemental Appropriations

Particulars	UACS CODE	Appropriations			Allotments					Current Year Obligations					Current Year Disbursements					Balances																								
		Authorized Appropriation	Adjustment (To)/From, Realignment	Adjusted Appropriations	Allotments Received	Adjustment (Withdrawal, Realignment)	Transfer To	Transfer From	Adjusted Total Allotments	1st Quarter Ending March 31	2nd Quarter Ending June 30	3rd Quarter Ending Sept. 30	4th Quarter Ending Dec. 31	Total	1st Quarter Ending March 31	2nd Quarter Ending June 30	3rd Quarter Ending Sept. 30	4th Quarter Ending Dec. 31	Total	Unreleased Appropriations	Unobligated Allotment	Unpaid Obligations (15-20) = (23+24)																						
																						Due and Demandable	Not Yet Due and Demandable																					
1	2	3	4	5=(3+4)	6	7	8	9	10=[(6+(-)7)-8+9]	11	12	13	14	15=(11+12+13+14)	16	17	18	19	20=(16+17+18+19)	21=(5-10)	22=(10-15)	23	24																					
<b>SUMMARY</b>																																												
<b>A. AGENCY SPECIFIC BUDGET</b>																																												
Personnel Services		45,969	0	45,969	45,969	0	0	0	45,969	9,048	0	0	0	9,048	9,048	0	0	0	9,048	0	36,921																							
Salaries and Wages																																												
Salaries and Wages - Regular	50101010 00	27,966	0	27,966	27,966	0	0	0	27,966	6,267				6,267	6,267				6,267	0	21,699																							
Salaries and Wages - Contractual	50101020 00	10,579	0	10,579	10,579	0	0	0	10,579	1,755				1,755	1,755				1,755	0	8,824																							
Other Compensation																																												
PERA	50102010 00	1,728	0	1,728	1,728	0	0	0	1,728	410				410	410				410	0	1,318																							
Representation Allowance	50102020 00	1,008	0	1,008	1,008	0	0	0	1,008	201				201	201				201	0	807																							
Transportation Allowance	50102030 00	1,008	0	1,008	1,008	0	0	0	1,008	39				39	39				39	0	969																							
Clothing/Uniform Allowance	50102020 00	360	0	360	360	0	0	0	360	0				0	0				0	0	360																							
Productivity Incentive Allowance		144	0	144	144	0	0	0	144	0				0	0				0	0	144																							
Longevity/Step Increment	50102040 00	70	0	70	70	0	0	0	70	45				45	45				45	0	25																							
Cash Gift	50102080 00	360	0	360	360	0	0	0	360	0				0	0				0	0	360																							
Year-end Bonus	50102100 00	2,330	0	2,330	2,330	0	0	0	2,330	0				0	0				0	0	2,330																							
Other Bonuses and Allowances ( C N A)	50102990 00	0	0	0	0	0	0	0	0	0				0	0				0	0	0																							
Personnel Services	50102120 00																																											
Pag-ibig Contribution	50102140 00	86	0	86	86	0	0	0	86	21				21	21				21	0	65																							
Philhealth Contribution	50102150 00	244	0	244	244	0	0	0	244	57				57	57				57	0	187																							
ECIP	50102990 00	86	0	86	86	0	0	0	86	22				22	22				22	0	64																							
Other Personnel Benefits																																												
Terminal Leave Pay	50104030 00	0	0	0	0	0	0	0	0	0				0	0				0	0	0																							
OPB/Loyalty/Monetization	50104990 00	0	0	0	0	0	0	0	0	231				231	231				231	0	(231)																							
Maintenance & Other Operating Expenses		71,530	0	71,530	71,530	0	0	0	71,530	11,182	0	0	0	11,182	10,923	0	0	0	10,923	0	60,348																							
Traveling Expenses		4,235	0	4,235	4,235	0	0	0	4,235	890	0	0	0	890	646	0	0	0	646	0	3,345																							
Traveling Expenses - Local	50201010 00	0	0	0	0	0	0	0	0	881				881	637				637	0																								
Traveling Expenses - Foreign	50201020 00	0	0	0	0	0	0	0	0	9				9	9				9	0																								
Training and Scholarship Expenses																																												
Training Expenses	50202010 00	6,194	0	6,194	6,194	0	0	0	6,194	2,224				2,224	2,211				2,211	0	3,970																							
Supplies and Materials Expenses		6,351	0	6,351	6,351	0	0	0	6,351	884	0	0	0	884	882	0	0	0	882	0	5,467																							
Office Supplies Expenses	50203010 00									494				494	494				494	0																								
Accountable Forms Expenses	50203020 00									5				5	5				5	0																								
Non-Accountable Forms Expenses										0				0	0				0	0																								
Drugs and Medicines Expenses	50203070 00									335				335	333				333	0																								
Fuel, Oil and Lubricants Expenses	50203090 00									50				50	50				50	0																								
Other Supplies and Materials	50203990 00									0				0	0				0	0																								
Utility Expenses		4,795	0	4,795	4,795	0	0	0	4,795	297	0	0	0	297	297	0	0	0	297	0	4,498																							
Water Expenses	50204010 00									39				39	39				39	0																								
Electricity Expenses	50204020 00									258				258	258				258	0																								

**SUMMARY OF APPROPRIATIONS, ALLOTMENTS, OBLIGATIONS, DISBURSEMENTS AND BALANCES BY OBJECT OF EXPENDITURES**  
As of the Quarter Ending 31 March 2015

2015	Current Year Appropriations
	Supplemental Appropriations

Department : Other Executive Offices  
 Agency : HOUSING AND URBAN DEVELOPMENT COORDINATING COUNCIL  
 Organization Code (UACS) : 26 013 00 00000  
 Funding Source Code (as clustered) : 1 01 101  
 (e.g. Old Fund Code: 101,102, 151)


Particulars	UACS CODE	Appropriations			Allotments				Current Year Obligations					Current Year Disbursements					Balances				
		Authorized Appropriation	Adjustments (Transfer To/From, Realignment)	Adjusted Appropriations	Allotments Received	Adjustments (Withdrawals, Realignment)	Transfer To	Transfer From	Adjusted Total Allotments	1st Quarter	2nd Quarter	3rd Quarter	4th Quarter	Total	1st Quarter	2nd Quarter	3rd Quarter	4th Quarter	Total	Unreleased Appropriations	Unobligated Allotment	Unpaid Obligations (15-20) = (23+24)	
										Ending March 31	Ending June 30	Ending Sept. 30	Ending Dec. 31		Ending March 31	Ending June 30	Ending Sept. 30	Ending Dec. 31				Due and Demandable	Not Yet Due and Demandable
1	2	3	4	5=(3+4)	6	7	8	9	10=[{6+(-7)}-8+9]	11	12	13	14	15=(11+12+13+14)	16	17	18	19	20=(16+17+18+19)	21=(5-10)	22=(10-15)	23	24
<b>Communication Services</b>		4,665	0	4,665	4,665	0	0	0	4,665	758	0	0	0	758	758	0	0	0	758	0	3,907		
Postage and Courier Services	50205010 00									29				29	29				29	0			
Telephone Expenses	50205020 00									496				496	496				496	0			
Internet Subscription Expenses	50205030 00									233				233	233				233	0			
Cable, Satellite, Telegraph and Radio Expenses	50205040 00									0				0	0				0	0			
<b>Repair and Maintenance</b>		3,925	0	3,925	3,925	0	0	0	3,925	749	0	0	0	749	749	0	0	0	749	0	3,176		
Other Structure	50213040 00									0				0	0				0	0			
Machinery and Equipment	50213050 00									749				749	749				749	0			
Transportation Equipment	50213060 00									0				0	0				0	0			
Furniture and Fixtures	50213070 00									0				0	0				0	0			
Other Property Plant and Equipment	50213990 00									0				0	0				0	0			
<b>Extraordinary and Misc Expenses</b>		1,243	0	1,243	1,243	0	0	0	1,243	237				237	237	0	0	0	237	0	1,006		
Extraordinary and Misc. Exp	50210030 00									237				237	237				237				
<b>Taxes, Ins Prens &amp; Other Fee</b>		588	0	588	588	19	0	0	607	91	0	0	0	91	91	0	0	0	91	(19)	516		
Taxes, Duties and Licenses	50215010 00									0				0	0				0				
Fidelity Bond Premium	50215020 00									0				0	0				0				
Insurance Expenses	50215030 00									91				91	91				91				
<b>Other MOOE</b>		16,894	0	16,894	16,894	0	0	0	16,894	3,265	0	0	0	3,265	3,265	0	0	0	3,265	0	13,629		
Membership Dues & Contributions		960	0	960	960	0	0	0	960	0				0	0				0		960		
Advertising Expenses	50299010 00	530	0	530	530	0	0	0	530	0				0	0				0		530		
Printing and Publication Expenses	50299020 00	733	0	733	733	0	0	0	733	29				29	29				29		704		
Awards and Indemnities	50299030 00									0				0	0				0		0		
Representation Expenses	50299040 00	2,351	0	2,351	2,351	0	0	0	2,351	318				318	318				318		2,033		
Transportation and Delivery Expenses	50299050 00	300	0	300	300	0	0	0	300	12				12	12				12		288		
Rent/Lease Expenses	50299060 00	11,600	0	11,600	11,600	0	0	0	11,600	2,875				2,875	2,875				2,875		8,725		
Subscription Expenses	50299070 00	420	0	420	420	0	0	0	420	4				4	4				4		416		
Other MOOE	50299990 00									27				27	27				27		(27)		
<b>Rewards and Other Claims</b>		400	0	400	400	0	0	0	400	0				0	0			0	0		400		
Survey Expenses	50200710 00	10,000	0	10,000	10,000	0	0	0	10,000	0				0	0	0	0	0	0		10,000		
<b>Professional Services</b>		6,171	0	6,171	6,171	0	0	0	6,171	1,787	0	0	0	1,787	1,787	0	0	0	1,787		4,384		
Legal Services	50211010 00									0				0	0				0				
Auditing Services	50211020 00									0				0	0				0				
Consultancy Services	50211030 00									182				182	182				182				
Other Professional Services	50211990 00									868				868	868				868				
<b>General Services</b>		6,069	0	6,069	6,069	0	0	0	6,069	84				84	84				84				
Janitorial Services	50212030 00									84				84	84				84				
Security Services	50212030 00									1				1	1				1				
Other General Services	50212990 00									652				652	652				652				
Bank Charges										0				0	0				0				

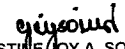
**SUMMARY OF APPROPRIATIONS, ALLOTMENTS, OBLIGATIONS, DISBURSEMENTS AND BALANCES BY OBJECT OF EXPENDITURES**  
As of the Quarter Ending 31 March 2015

Department : Other Executive Offices  
 Agency : HOUSING AND URBAN DEVELOPMENT COORDINATING COUNCIL  
 Organization Code (UACS) : 26 013 00 00000  
 Funding Source Code (as clustered) : 1 01 101  
 (e.g. Old Fund Code: 101,102, 151)


2015	Current Year Appropriations
	Supplemental Appropriations

Particulars	UACS CODE	Appropriations			Allotments					Current Year Obligations					Current Year Disbursements					Balances			
		Authorized Appropriation	Adjustment (Transfer To)/From, Realignment	Adjusted Appropriations	Allotments Received	Adjustment (Withdrawal, Realignment)	Transfer To	Transfer From	Adjusted Total Allotments	1st Quarter Ending March 31	2nd Quarter Ending June 30	3rd Quarter Ending Sept. 30	4th Quarter Ending Dec. 31	Total	1st Quarter Ending March 31	2nd Quarter Ending June 30	3rd Quarter Ending Sept. 30	4th Quarter Ending Dec. 31	Total	Unreleased Appropriations	Unobligated Allotment	Unpaid Obligations (15-20) = (23+24)	
																						Due and Demandable	Not Yet Due and Demandable
1	2	3	4	5=(3+4)	6	7	8	9	10=[{6+(-)7}-8+9]	11	12	13	14	15=(11+12+13+14)	16	17	18	19	20=(16+17+18+19)	21=(5-10)	22=(10-15)	23	24
Capital Outlays		2,008	0	2,008	2,008	0	0	0	2,008	0	0	0	0	0	0	0	0	0	0	0	2,008		
Property, Plant and Equipment Outlay														0					0				
Office Equipment	10605020 00													0					0				
Information and Communication Technology Equipment	10605030 00													0					0				
Furniture and Fixtures	10607010 00													0					0				
Motor Vehicles														0					0				
Other Property Plant and Equipment	10699990 00													0					0				
B. AUTOMATIC APPROPRIATIONS		3,356	0	3,356	3,356	0	0	0	3,356	780	0	0	0	780	780	0	0	0	780		2,576		
Retirement and Life Insurance Premium	50103010 00									780				780	780				780				
C. SPECIAL PURPOSE FUNDS					0	0	0	0	0					0				0			0		
Miscellaneous Personnel Benefits Fund					0	0	0	0	0	0	0	0	0	0				0					
<b>GRAND TOTAL</b>		<b>122,863</b>	<b>0</b>	<b>122,863</b>	<b>122,863</b>	<b>0</b>	<b>0</b>	<b>0</b>	<b>122,863</b>	<b>21,010</b>	<b>0</b>	<b>0</b>	<b>0</b>	<b>21,010</b>	<b>20,751</b>	<b>0</b>	<b>0</b>	<b>0</b>	<b>20,751</b>	<b>0</b>	<b>101,853</b>		

Certified Correct:  
  
 LOURDES N. URETA  
 Supervising Admin Officer

Certified Correct:  
  
 CRISTINE JOY A. SORIA  
 Accountant III

Recommending Approval:  
  
 JEANETTE E. CRUZ  
 Director II-AFKMG

Approved By:  
  
 ATTY. AVELINO D. TOLENTINO  
 OIC, Office of the Secretary General